

**Australian Maritime Safety Authority
Maritime Standards Division**

**OH&S (MI) Act Incident Reports
for the Period 2003/04-2007/08**

This is the latest in a series of five year rolling reports produced by AMSA and reporting on an analysis of the incident reports lodged by employers over the period. The first report covered the period from 1994-1997 as the application of the OH&S(MI) Act commenced from 1 July 1994. The report has been designed to detect and analyse trends to enable AMSA to develop and implement strategies that will reduce the incidence of employment related injury and disease to Australian seafarers serving on ships to which Part II of the Navigation Act 1912 applies and declared ships.

Contents

Analysis of reports	Page 3
Location of Incidents	Page 5
Number of Incidents by Age Group	Page 7
Number of Incidents per Month	Page 10
Number of Incidents per Rank	Page 13
Number of Incidents per Ship Type	Page 15
Mechanism of Incident	Page 18
Agency of Incident	Page 22
Nature of Incident	Page 29
Incident rates	Page 35
Bodily Location of Incident	Page 35

Analysis of incident reports for the period 2003/04-2007/08

Introduction

AMSA performs the Inspectorate role under the Occupational Health & Safety (Maritime Industry) Act 1993 for the Seafarers' Safety, Rehabilitation and Compensation Authority (Seacare). The role includes responsibility for:

1. Ensuring that the requirement to report serious personal injuries, deaths and dangerous occurrences and other obligations imposed by or under the Act and the regulations are complied with;
2. Advising operators, employees and contractors on occupational health and safety matters; and
3. Providing Seacare with information.

AMSA marine surveyors are trained in occupational health and safety as well as the requirements of the Act. As Inspectors appointed under the Act, they perform a range of functions, including investigation of accidents and dangerous occurrences, issuing improvement and prohibition notices and advising employers on their duty of care, approaches to safety and effective injury prevention.

The number of incidents reported to AMSA during the 2007/08 year was 50, compared with 55 during 2006/07. This represents a reduction in the incident rate from 0.97% to 0.78%.

The overall trend continues downward since the introduction of the Act. The incident rate in the first full year of operation (1994/95) was 3.56%.

Activities of the OH&S inspectorate during the year

The development of targets and initiatives for the Inspectorate continues. These initiatives and targets will be implemented and aimed at Inspectorate functions, such as :

- Awareness raising including publication distribution and presentations to maritime and other relevant industry groups ;
- Improvement of OHS performance that will be measurable;

- Continual improvement processes to be introduced on all procedures and Instructions to Inspectors;
- Targeted inspection regimes on Ships/owners and operators;
- Clarify boundaries between the Maritime Industry and the Offshore Industry; and
- Increase communication with ship owners and operators.

The current OHS(MI) audit scheme been enhanced. The current inspection scheme audits conducted on Australian prescribed ships are on an annual basis. The previous audit scheme worked extremely well by raising awareness of OHS issues and the OHS(MI) Act onboard ships and the new audit scheme has incorporated a higher level of compliance to the OHS(MI) Act, a closer inspection of risk assessment, hazard identification and review processes and awareness/education programs/presentations for ships, operators and owners. The Inspectorate is including within the revised audit scheme a mechanism to include a program for targeted inspections. Initially this will encompass education and awareness raising for issues that are commonly faced on board ships. Ship operators and owners will be contacted to inform them of the proposals for a targeted inspections regime and changes to the OHS(MI) inspection regime. This will enable the Inspectorate to have greater contact with the maritime industry.

Engagement of the Offshore Industry has been a recent focus. AMSA has been dealing with companies that operate standby vessels, supply vessels, seismic vessels and in some ships that are not primarily for the offshore industry but are still operated by an offshore company. Engagement has been presentations to the operators either through industry forums or direct contact such as the Safe Marine for Offshore Conference. AMSA has made the presentation widely available to the industry and have spoken directly to a company regarding this type of information. The discussions have centred around the requirements the Navigation Act, the OHS(MI) Act, reporting of incidents, Marine Order 50 for special purpose ships and Marine Order 60 for Offshore support vessel operations.

Analysis of incidents

Injuries resulting from body stressing, falls, slips and trips, being hit by moving objects and hitting objects with a part of the body accounts for 76% of all injuries. This is on the same as last year. Slips, trips and falls and body stressing should receive increased attention as significant improvement in these types of injury would substantially reduce the overall number of incidents.

Machinery, non-powered hand tools, appliances and equipment accounted for 54% of the incidents, an increase on last year but still in line with previous years. Correct use of equipment and tools, perhaps with employers ensuring that seafarers are fully trained and competent on the full range in use, might be an area for action.

The number of incidents involving integrated ratings during the year has reduced considerably from 51% last year to 30% indicating that attempts to increase risk awareness in this category of seafarers have been successful.

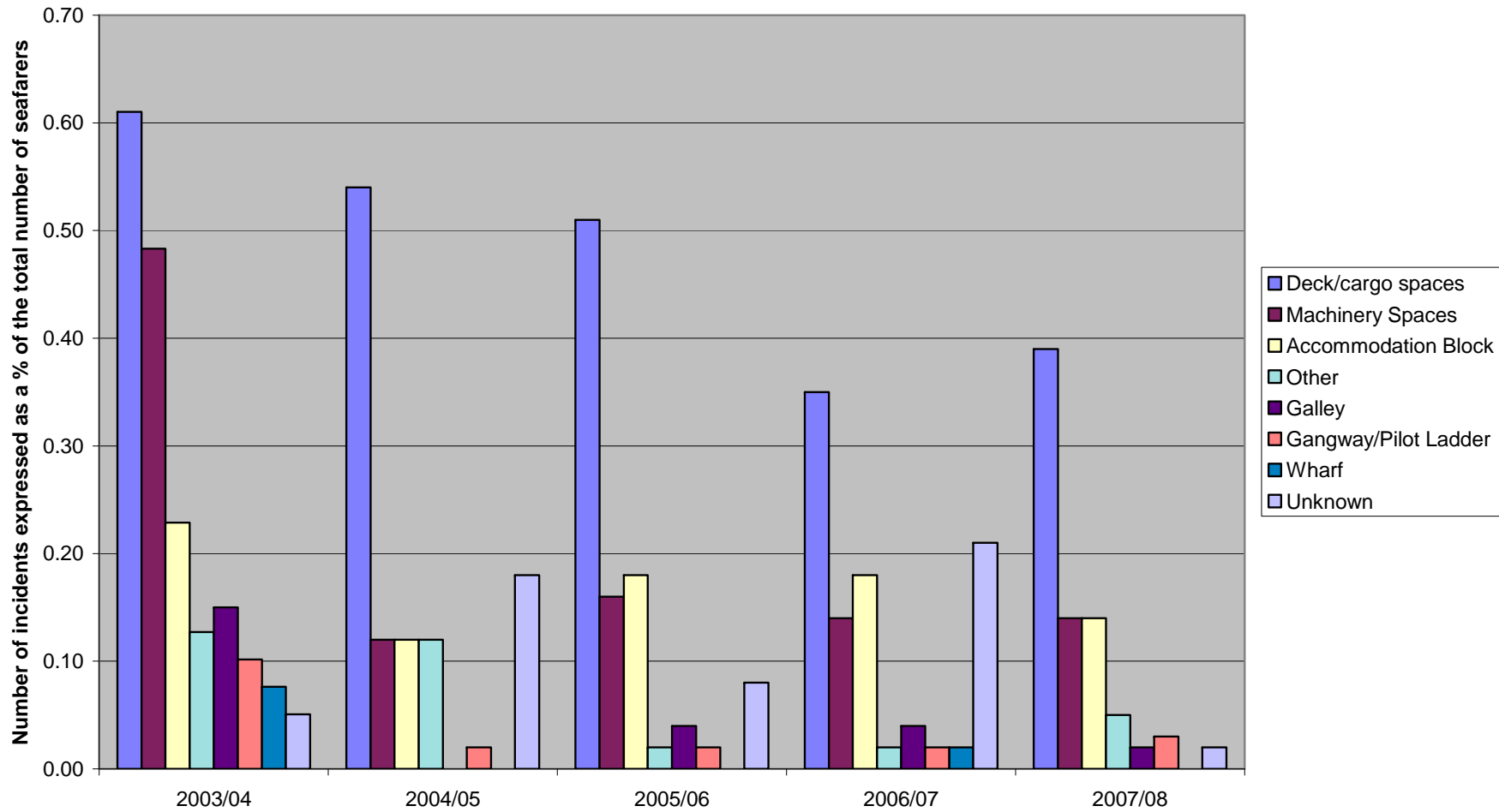
LOCATION OF INCIDENTS FOR THE PERIOD 2003/04-2007/08

DESCRIPTION	2003/04	2004/05	2005/06	2006/07	2007/08
Deck/cargo spaces	24	23	25	20	25
Machinery Spaces	19	5	8	8	9
Accommodation Block	9	5	9	10	9
Other	5	5	1	1	3
Galley	6		2	2	1
Gangway/Pilot Ladder	4	1	1	1	2
Wharf	3			1	
Unknown	2	8	4	12	1
TOTAL	72	47	50	55	50

INCIDENTS FOR THE PERIOD EXPRESSED AS A % OF THE TOTAL NUMBER OF SEAFARERS

DESCRIPTION	2003/04	2004/05	2005/06	2006/07	2007/08
Deck/cargo spaces	0.61	0.54	0.51	0.35	0.39
Machinery Spaces	0.48	0.12	0.16	0.14	0.14
Accommodation Block	0.23	0.12	0.18	0.18	0.14
Other	0.13	0.12	0.02	0.02	0.05
Galley	0.15		0.04	0.04	0.02
Gangway/Pilot Ladder	0.10	0.02	0.02	0.02	0.03
Wharf	0.08			0.02	
Unknown	0.05	0.18	0.08	0.21	0.02
TOTAL	1.83	1.10	1.01	0.98	0.79

Location of incidents for the period 2003/04-2007/08



NUMBER OF INCIDENTS BY AGE GROUP FOR THE PERIOD 2003/04-2007/08

AGE CATEGORIES	SAMPLE AGE	2003/04	2004/05	2005/06	2006/07	2007/08
20-24	22	3	4	5	5	1
25-29	27	9	5	3	1	4
30-34	32	7		7	5	6
35-39	37	8	6	4	3	8
40-44	42	10	3	10	11	8
45-49	47	6	5		5	4
50-54	52	8	12	10	8	6
55-59	57	12	7	5	8	7
60-64	62	6	5	4	7	4
65-69	67	1		2	1	1
70-74	72					1
Unknown		2			1	
Mean age		44	46	46	45	45
TOTAL		72	47	50	55	50

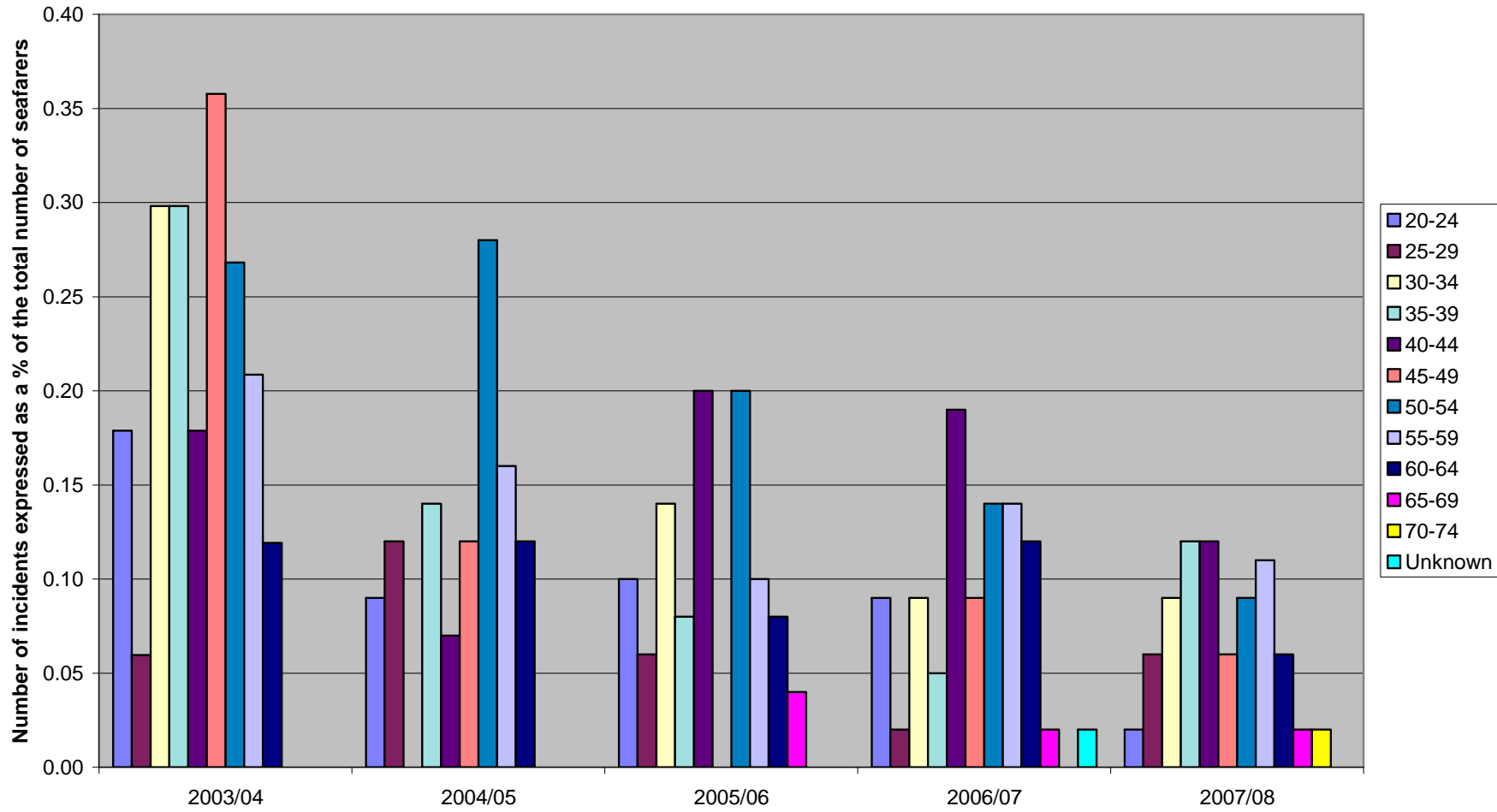
Because a range of age groups does not permit accurate calculation of means, Sample Age has been created and used.

NUMBER OF INCIDENTS FOR THE PERIOD EXPRESSED AS A % OF THE TOTAL NUMBER OF SEAFARERS

AGE CATEGORIES	2003/04	2004/05	2005/06	2006/07	2007/08
20-24	0.18	0.09	0.10	0.09	0.02
25-29	0.06	0.12	0.06	0.02	0.06
30-34	0.30		0.14	0.09	0.09
35-39	0.30	0.14	0.08	0.05	0.12

40-44	0.18	0.07	0.20	0.19	0.12
45-49	0.36	0.12		0.09	0.06
50-54	0.27	0.28	0.20	0.14	0.09
55-59	0.21	0.16	0.10	0.14	0.11
60-64	0.12	0.12	0.08	0.12	0.06
65-69			0.04	0.02	0.02
70-74					0.02
Unknown				0.02	
TOTAL	1.97	1.10	1.00	0.97	0.77

Number of incidents by age group for the period 2003/04-2007/08



MONTHLY INCIDENTS FOR THE PERIOD 2003/04-2007/08

	2003/04	2004/05	2005/06	2006/07	2007/08
July	4	5	9	2	3
August	2	4	5	7	2
September	4	4	1	6	1
October	7	5	5	6	7
November	8	4	4	7	5
December	9	4	3	5	1
January	6	3	8	3	2
February	7	4	2	5	4
March	5	3	6	3	4
April	7	8	1	2	4
May	8	1	3	5	13
June	5	2	3	4	4
TOTAL	72	47	50	55	50

PERCENTAGE OF INCIDENTS PER MONTH

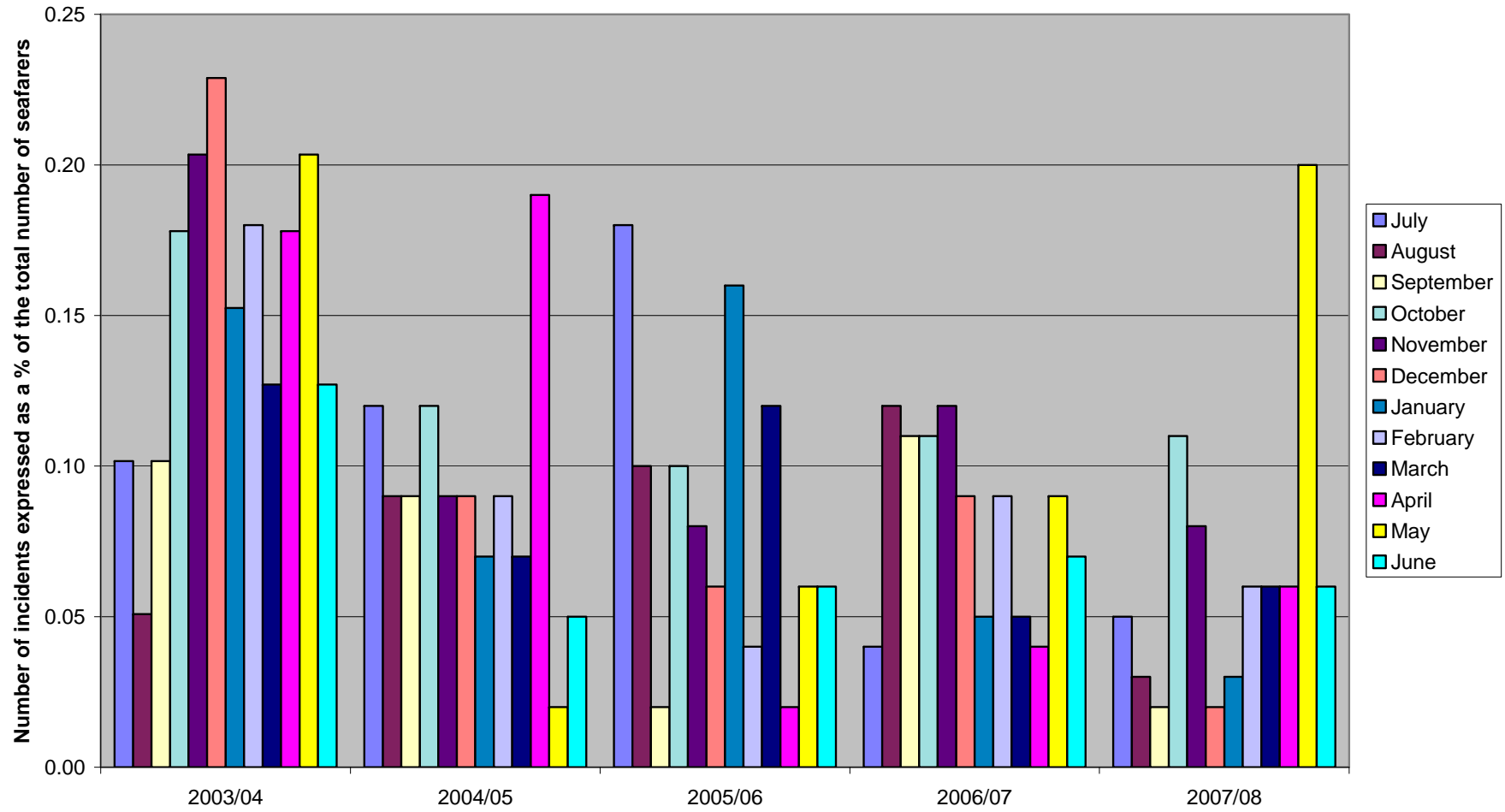
	2003/04	2004/05	2005/06	2006/07	2007/08
July	5.6	10.6	18.0	3.6	6.00
August	2.9	8.5	10.0	12.7	4.00
September	5.6	8.5	2.0	10.9	2.00
October	9.7	10.6	10.0	10.9	14.00
November	11.1	8.5	8.0	12.7	10.00
December	12.5	8.5	6.0	9.1	2.00
January	8.3	6.4	16.0	5.5	4.00
February	9.7	8.5	4.0	9.1	8.00
March	6.9	6.4	12.0	5.5	8.00
April	9.7	17.1	2.0	7.3	8.00

May	11.1	2.1	6.0	9.1	26.00
June	6.9	4.3	6.0	3.6	8.00
TOTAL	100.0	100.0	100.0	100	100.00

MONTHLY INCIDENTS EXPRESSED AS A % OF THE TOTAL NUMBER OF SEAFARERS

	2003/04	2004/05	2005/06	2006/07	2007/08
July	0.10	0.12	0.18	0.04	0.05
August	0.05	0.09	0.10	0.12	0.03
September	0.10	0.09	0.02	0.11	0.02
October	0.18	0.12	0.10	0.11	0.11
November	0.20	0.09	0.08	0.12	0.08
December	0.23	0.09	0.06	0.09	0.02
January	0.15	0.07	0.16	0.05	0.03
February	0.18	0.09	0.04	0.09	0.06
March	0.13	0.07	0.12	0.05	0.06
April	0.18	0.19	0.02	0.04	0.06
May	0.20	0.02	0.06	0.09	0.20
June	0.13	0.05	0.06	0.07	0.06
TOTAL	1.83	1.09	1.00	0.98	0.78

Number of incidents per month for the period 2003/04-2007/08



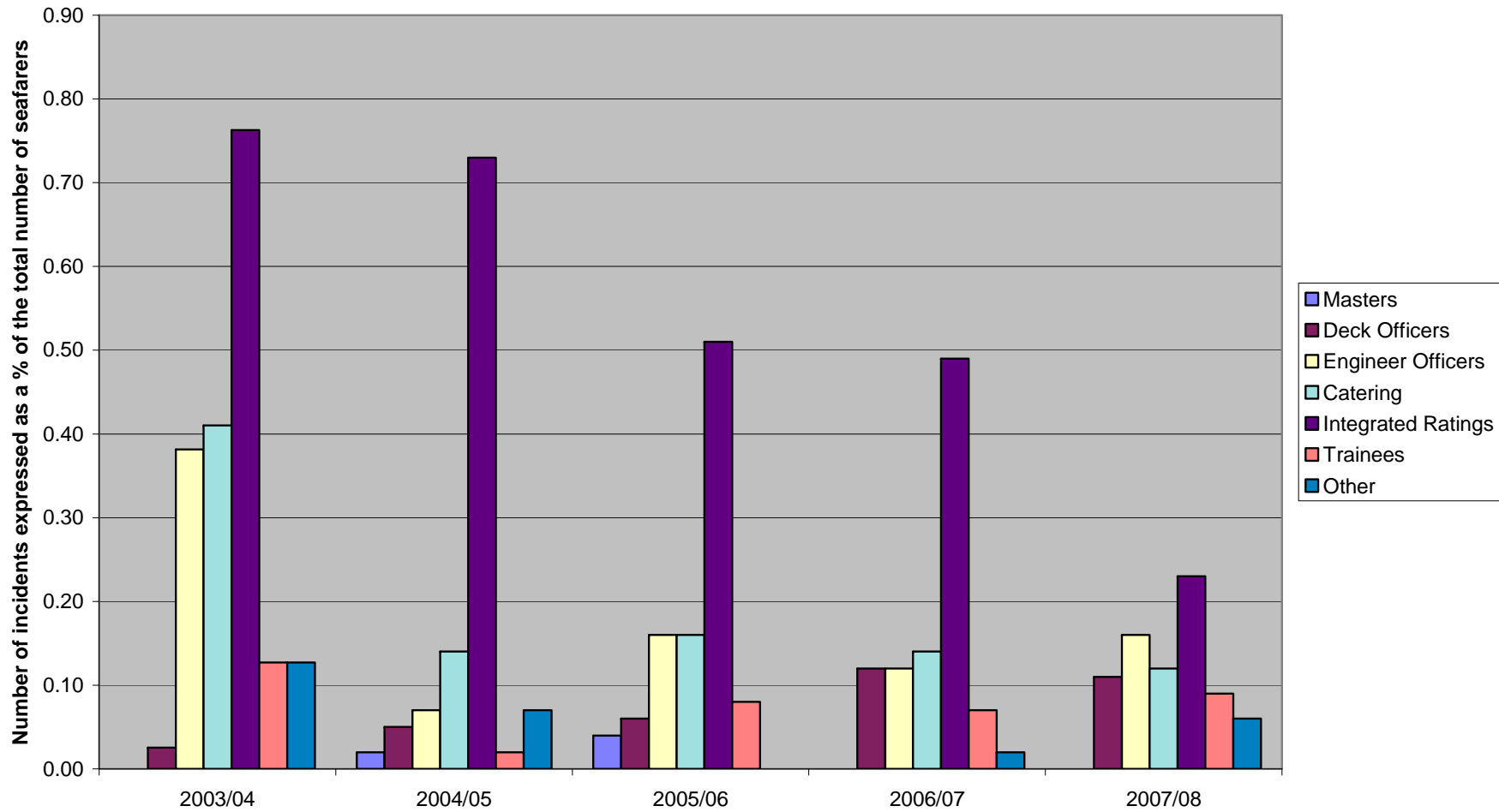
INCIDENTS BY RANK FOR THE PERIOD 2003/04-2007/08

DESCRIPTION	2003/04	2004/05	2005/06	2006/07	2007/08
Masters		1	2		
Deck Officers	1	2	3	7	7
Engineer Officers	15	3	8	7	10
Catering	16	6	8	8	8
Integrated Ratings	30	31	25	28	15
Trainees	5	1	4	4	6
Other	5	3		1	4
TOTAL	72	47	50	55	50

INCIDENTS BY RANK EXPRESSED AS A % OF THE TOTAL NUMBER OF SEAFARERS

DESCRIPTION	2003/04	2004/05	2005/06	2006/07	2007/08
Masters		0.02	0.04		
Deck Officers	0.03	0.05	0.06	0.12	0.11
Engineer Officers	0.38	0.07	0.16	0.12	0.16
Catering	0.41	0.14	0.16	0.14	0.12
Integrated Ratings	0.76	0.73	0.51	0.49	0.23
Trainees	0.13	0.02	0.08	0.07	0.09
Other	0.13	0.07		0.02	0.06
TOTAL	1.83	1.10	1.01	0.96	0.77

Number of incidents by rank for the period 2003/04-2007/08



INCIDENTS BY SHIP TYPE FOR THE PERIOD 2003/04-2007/08

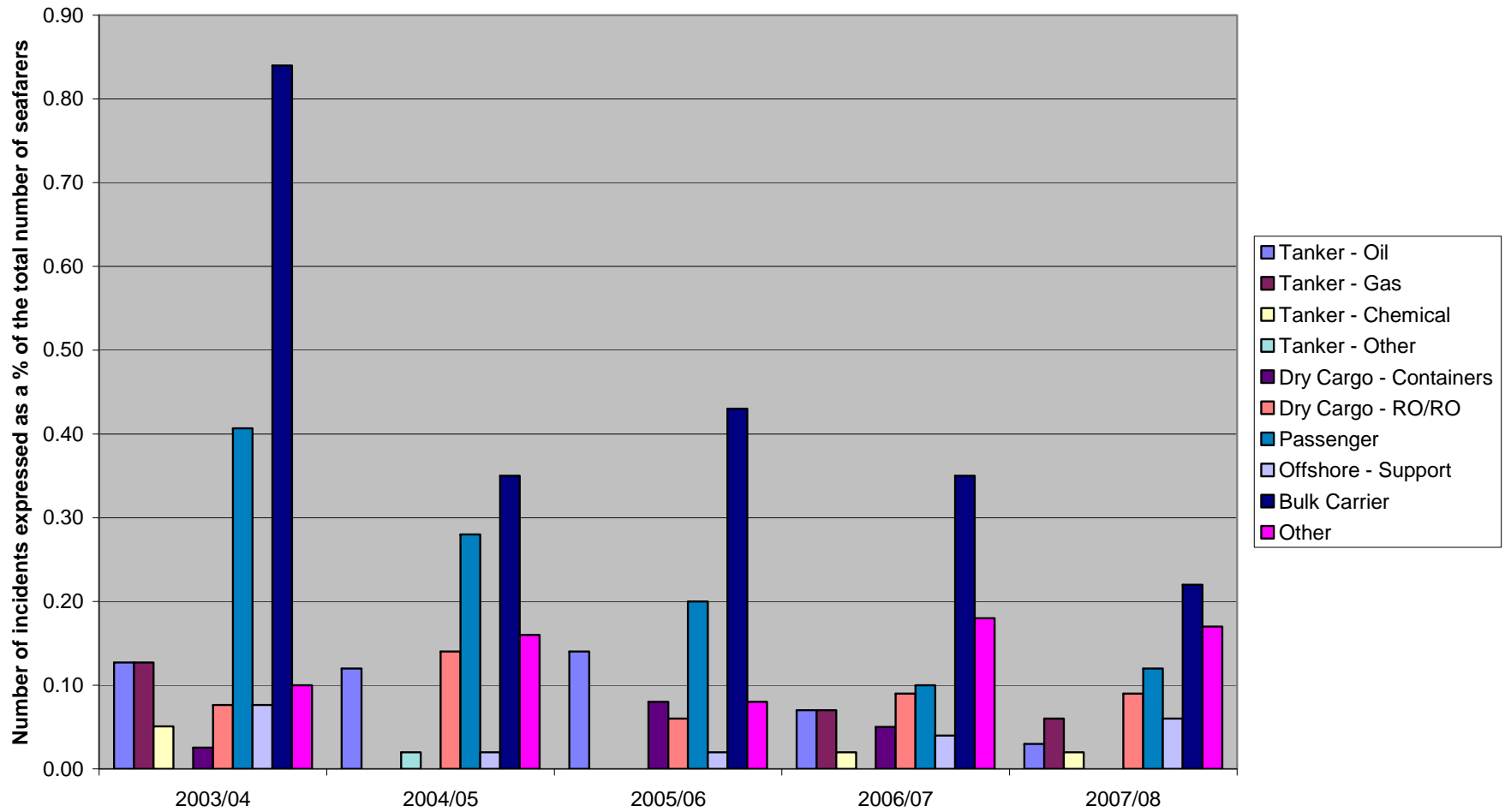
Description	2003/04	2004/05	2005/06	2006/07	2007/08
Tanker - Oil	5	5	7	4	2
Tanker - Gas	5			4	4
Tanker - Chemical	2			1	1
Tanker - Other		1			
Dry Cargo - Containers	1		4	3	
Dry Cargo - RO/RO	3	6	3	5	6
Passenger	16	12	10	6	8
Offshore - Support	3	1	1	2	4
Bulk Carrier	33	15	21	20	14
Other	4	7	4	10	11
TOTAL	72	47	50	55	50

INCIDENTS BY SHIP TYPE EXPRESSED AS A % OF THE NUMBER OF SEAFARERS

Description	2003/04	2004/05	2005/06	2006/07	2007/08
Tanker - Oil	0.13	0.12	0.14	0.07	0.03
Tanker - Gas	0.13			0.07	0.06
Tanker - Chemical	0.05			0.02	0.02
Tanker - Other		0.02			
Dry Cargo - Containers	0.03		0.08	0.05	
Dry Cargo - RO/RO	0.08	0.14	0.06	0.09	0.09
Passenger	0.41	0.28	0.20	0.10	0.12
Offshore - Support	0.08	0.02	0.02	0.04	0.06
Bulk Carrier	0.84	0.35	0.43	0.35	0.22
Other	0.10	0.16	0.08	0.18	0.17

TOTAL	1.83	1.09	1.01	0.97	0.77
-------	------	------	------	------	------

Number of incidents by ship type for the period 2003/04-2007/08



MECHANISM OF INCIDENT FOR THE PERIOD 2003/04-2007/08

DESCRIPTION	NDS CODE	2003/04	2004/05	2005/06	2006/07	2007/08
Falls, Trips and slips of a person	0	19	16	14	16	13
Hitting objects with a part of the body	1	11	4	6	4	8
Being hit by moving objects	2	13	7	10	10	9
Body stressing	4	18	13	11	12	12
Heat, radiation and electricity	5	2	1	3	1	4
Chemicals and other substances	6	3	1	4		
Biological factors	7				8	1
Mental stress	8	2	1		3	1
Other and unspecified mechanisms	9			1	1	2
Unknown		4	4	1		
TOTAL		72	47	50	55	50

MECHANISM OF INCIDENT EXPRESSED AS A % OF THE NUMBER OF SEAFARERS

DESCRIPTION	NDS CODE	2003/04	2004/05	2005/06	2006/07	2007/08
Falls, Trips and slips of a person	0	0.48	0.38	0.29	0.28	0.20
Hitting objects with a part of the body	1	0.28	0.09	0.12	0.07	0.12
Being hit by moving objects	2	0.33	0.16	0.20	0.18	0.14

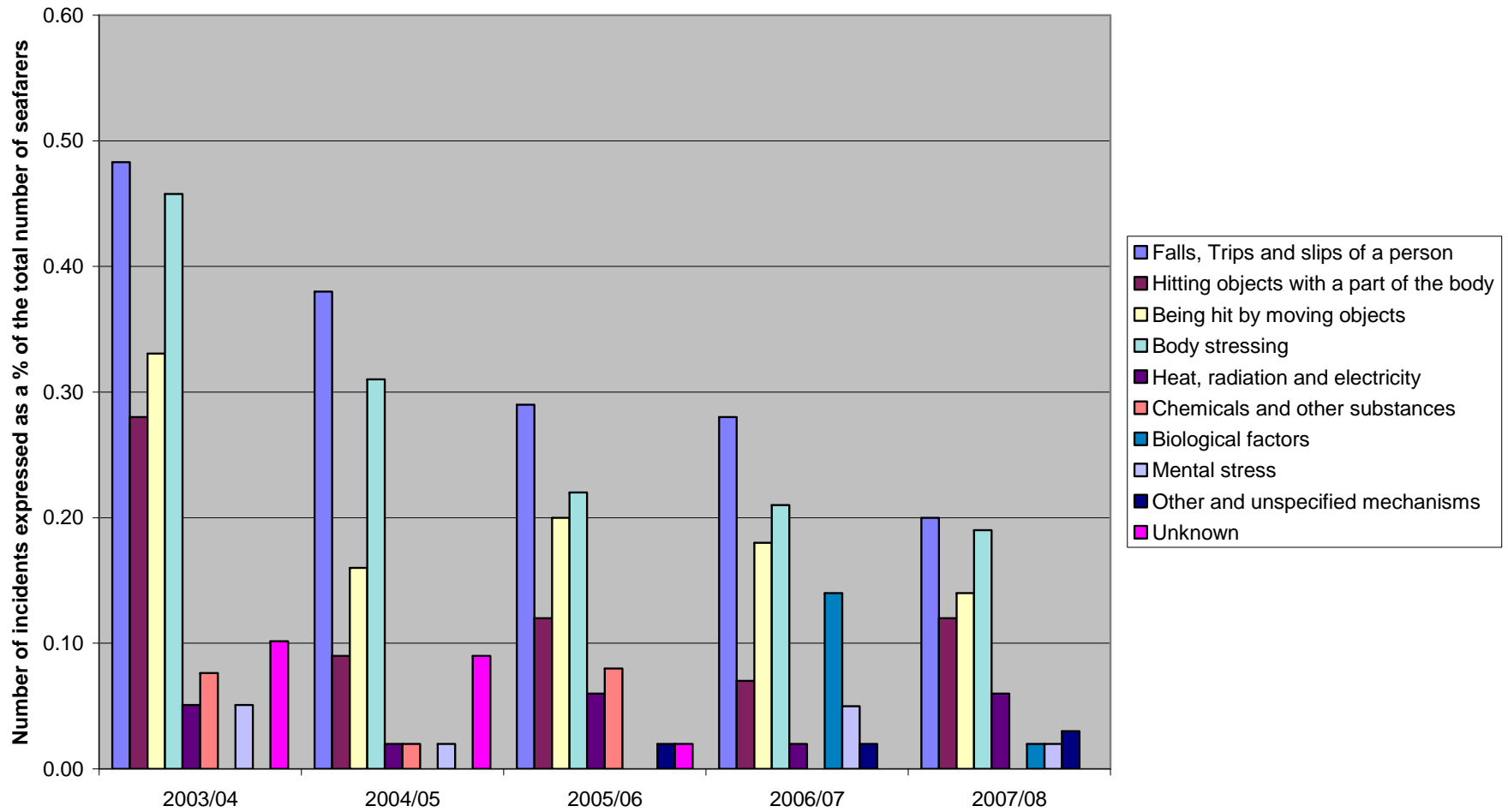
Body stressing	4	0.46	0.31	0.22	0.21	0.19
Heat, radiation and electricity	5	0.05	0.02	0.06	0.02	0.06
Chemicals and other substances	6	0.08	0.02	0.08		
Biological factors	7				0.14	0.02
Mental stress	8	0.05	0.02		0.05	0.02
Other and unspecified mechanisms	9			0.02	0.02	0.03
Unknown		0.10	0.09	0.02		
TOTAL		1.83	1.09	1.01	0.97	0.78

MECHANISM OF INCIDENT

DESCRIPTION	NDS CODE	2003/04	2004/05	2005/06	2006/07	2007/08
Falls from a height	01	5	4	4	11	7
Falls on the same level	02	13	12	10	5	6
Stepping, kneeling or sitting on objects	03	1				
Hitting stationary objects	11	9	4	4	3	8
Hitting moving objects	12	2		2	1	
Rubbing and chafing	13					
Being hit by falling objects	21	2	1	1	2	2
Being hit by a person	24	3				
Being trapped by moving machinery	25	1		2	2	
Being trapped between stationary and moving objects	26	4	4	4	5	4
Being hit by moving	28	3	2	3	1	3

objects						
Muscular stress while lifting, carrying or putting down objects	41	12	9	7	7	5
Muscular stress while handling objects other than lifting, carrying or putting down	42	5	1	3	3	6
Muscular stress with no objects being handled	43	1	3	1	2	1
Contact with hot objects	51	2	1	1	1	4
Exposure to environmental heat	53			2		
DESCRIPTION	NDS CODE	2003/04	2004/05	2005/06	2006/07	2007/08
Single contact with chemical or substance	61	1				
Other and unspecified contact with chemical or substance	69	2	1			
Contact with, or exposure to biological factors	71			4	8	1
Exposure to mental stress factors	81	2	1			
Work pressure	84				3	1
Unspecified mechanisms of injury	99			1	1	2
Unknown		4	4	1		
TOTAL		72	47	50	55	50

Mechanism of incidents for the period 2003/04-2007/08



AGENCY OF INCIDENT FOR THE PERIOD 2003/04-2007/08

AGENCY DESCRIPTION	NDS CODE	2003/04	2004/05	2005/06	2006/07	2007/08
Machinery and (mainly) fixed plant	1	6	5	2	3	1
Mobile plant and transport	2	3	4	3	2	2
Powered equipment, tools and appliances	3	2	2	2	3	4
Non-powered handtools, appliances and equipment	4	29	11	15	22	20
Chemicals and chemical products	5	3				3
Materials and substances	6	6	3	5	3	9
Environmental agencies	7	6	10	11	7	6
Animal, human and biological agencies	8	6		4	10	1
Other and unspecified agencies	9	6	5	4	5	4
Unknown		5	7	4		
TOTAL		72	47	50	55	50

AGENCY OF INCIDENT EXPRESSED AS A % OF THE NUMBER OF SEAFARERS

AGENCY DESCRIPTION	NDS CODE	2003/04	2004/05	2005/06	2006/07	2007/08
Machinery and (mainly) fixed plant	1	0.15	0.12	0.04	0.05	0.02
Mobile plant and transport	2	0.08	0.09	0.06	0.04	0.03
Powered equipment, tools and appliances	3	0.05	0.05	0.04	0.05	0.06

Non-powered handtools, appliances and equipment	4	0.74	0.26	0.31	0.39	0.31
Chemicals and chemical products	5	0.08				0.05
Materials and substances	6	0.15	0.07	0.10	0.05	0.14
Environmental agencies	7	0.15	0.23	0.22	0.12	0.09
Animal, human and biological agencies	8	0.15		0.08	0.18	0.02
Other and unspecified agencies	9	0.15	0.12	0.08	0.09	0.06
Unknown		0.13	0.16	0.08		
TOTAL		1.83	1.10	1.01	0.97	0.78

AGENCY OF INCIDENT

AGENCY DESCRIPTION	NDS CODE	2003/04	2004/05	2005/06	2006/07	2007/08
Food processing ovens	1330	1				
Refrigeration plant	1410	1		2		
Mechanical power transfer mechanisms	1510		2			
Cranes	1570	1	1			
Other conveyors and lifting plant	1599				1	
Turbines, generators	1610	1	1			
Portable electric cables	1645					1
Control apparatus	1660		1			
Batteries	1670				1	
Water mains, pipes, valves, hydrants, taps, and other water reticulation equipment	1930	1				

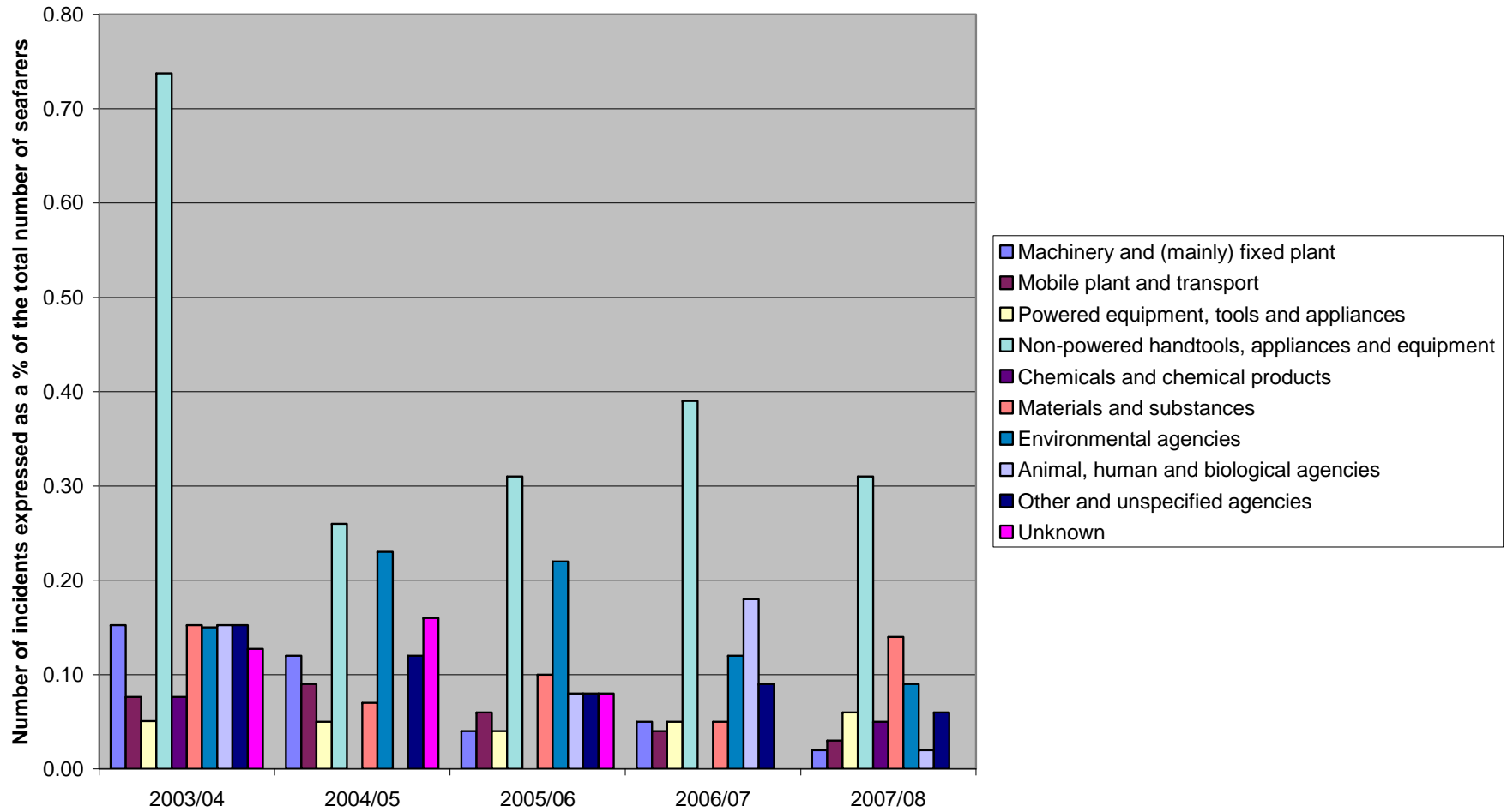
Gas mains, pipes, valves, and other gas reticulation equipment	1940	1				
Other and unspecified production line type of plant or stand alone machinery	1990				1	
Graders, dozers, snowploughs, other scraping plant	2130					1
Other self-propelled plant	2190	1	1			
Compressors, pumps	2230	1			2	1
Trolleys, handcarts	2360		1	1		
Railway, tramway lines (track and other fixtures)	2510	1				
Motorised craft	2710		1	2		
Non-motorised craft	2720		1			
AGENCY DESCRIPTION	NDS CODE	2003/04	2004/05	2005/06	2006/07	2007/08
Abrasive, planing, cutting powered tools	3110				1	
Electric drills	3120		1			
Arc welding equipment	3140		1			
Oxy-acetylene equipment	3150				1	2
Gas cylinders	3530	1				
Other pressure-based equipment	3590				1	1
Internal combustion engines	3910	1		2		
Other powered equipment, tools and appliances, not elsewhere classified	3990					1
Other edged equipment	4190	1		1		
Wrenches, spanners, sockets	4230	1				
Crowbars, pinchbars, jemmys	4260	1				

Manual lifting equipment	4280	1		2	1	
Nails, screws, nuts and bolts	4310					1
String, twine, rope	4320	5	2	2	4	3
Wire, wire rope, metal strapping	4330	1	1	1	2	2
Chains	4340		1	1		
Crates, cartons, boxes, cases, drums, kegs and barrels	4350	4	1	1	2	
Other crates, cartons, boxes, cases, drums, kegs, barrels	4359					1
Bags, bundles and bales	4370			1		
Baggage and luggage	4371				1	
Doors and windows	4410	1	2	3		
Doors	4411				3	6
Trapdoors, hatches, skylights	4413				1	
Work tops	4420	1			1	
Beds, hospital beds	4440				3	
Otto bins	4455					1
Baths, sinks, troughs, handbasins	4460					1
Stoveware	4530	1				
Ladders	4610	9	4	3	1	
Step ladders	4611					1
Extension ladders or builders' ladders	4612					3
Other ladders	4619				2	1
Mobile ramps and stairways	4621				1	
AGENCY DESCRIPTION	NDS CODE	2003/04	2004/05	2005/06	2006/07	2007/08
Other equipment	4990	3				
Flashpoint >61 C	5242					2

Pharmaceuticals	5330	1				
Paint, varnish	5340	1				
Detergents	5360	1				
Plastic materials, synthetic resins and rubbers	5370					1
Rocks, stones, boulders	6140	1			1	
Dust, not elsewhere classified	6160		1			
Ferrous and non-ferrous metal	6240	4	2	3		
Machinery accessories and parts	6241				1	3
Pipes and tube steel	6243					1
Grates, brackets, frames	6244					2
Bars, rods, ingots, beams	6245				1	
Sheet metal	6246					1
Other ferrous and non-ferrous metal	6249					1
Fragments	6250			1		
Hot water, steam	6320	1		1		
Garbage, waste, refuse	6391					1
Weather and water	7100	1		1		
Sun	7110			1		
Wet, oily or icy traffic and ground surfaces	7130	1	1	1		
Traffic and ground surfaces with hazardous objects	7140		1			
Traffic and ground surfaces other	7150		1			
External steps and stairways	7167				1	1
Other outdoor environmental agencies	7190			1		
Steps and stairways	7210	1	2		4	4
Openings in floors, walls or	7220		1			

ceilings						
Wet, oily or icy internal traffic and ground surfaces	7230	3	2	4	1	1
Other internal traffic and ground surfaces	7250			1	1	
Internal conditions	7260		2	1		
Other indoor environment	7290			1		
Condition of affected person	8410	1			2	
Other person	8420	3				
Other human agency	8490	2				
Biological agencies	8590			4	8	1
Non-physical agencies	9190				3	1
AGENCY DESCRIPTION	NDS CODE	2003/04	2004/05	2005/06	2006/07	2007/08
Other agencies, not elsewhere classified	9910	1	3	2	1	
Agency not apparent	9980	1	2	1	1	
Agency not known	9990	9	7	5		3
TOTAL		72	47	50	55	50

Agency of incident for the period 2003/04-2007/08



**NATURE OF INCIDENT FOR THE PERIOD 2003/04-
2007/08**

	NDS CODE	2003/04	2004/05	2005/06	2006/07	2007/08
Intracranial injury, including concussion	108	1				
Fractured skull and facial bones	111			1		
Other fractures, not elsewhere classified	118	17	6	7	8	7
Fractures unspecified	119				1	
Traumatic amputation	139				3	
Laceration or open wound not involving traumatic amputation	149	5	3	2	4	7
Effects of weather, exposure, air pressure and other external causes, not elsewhere classified	150			1		
Contusion, bruising and superficial crushing	169	11	7	11	3	4
Hot burn	174	2	1	1	1	4
Injuries to nerves and spinal cord, not elsewhere classified	188					1
Other and unspecified injuries	190	1	1			
Dislocation	201				3	3
Diseases of the brain, spinal cord and peripheral nervous system	210	1				
Trauma to joints and ligaments, unspecified	219				3	5
Traumatic tearing away part of the muscle/tendon structure, avulsion	222					1
Trauma to muscles	223				1	

Trauma to muscles and tendons, not elsewhere classified	228	26	25	19	1	
Trauma to muscles and tendons, unspecified	229				1	9
Soft tissue injuries due to trauma or unknown mechanisms with insufficient information to code elsewhere	239				1	
Foreign body on external eye, in ear or nose or in respiratory, digestive or reproductive systems	301			1		
Heat stress/heat stroke	313			1		
Unspecified injuries	399				3	
Contact dermatitis	410	2				
Other and unspecified dermatitis or eczema	420		1			
Back pain, lumbago, and sciatica	459				2	
Muscle/tendon strain (non traumatic)	533				6	1
Soft tissue disease due to non-traumatic causes with insufficient information to code in groups H3 to H5	579					1
Musculoskeletal and connective tissue diseases, unspecified	599				1	1
Anxiety/stress disorder	703				1	1
Depression	704				1	
Hernias	721	4	2	2	1	2
Other diseases of skin and subcutaneous tissue, not elsewhere classified	758				2	2
Diseases of nerve roots, plexuses and single nerves	762					1

Other diseases of the respiratory system, not elsewhere classified	798			2		
Viral diseases, not classified elsewhere	836			2	7	
Mental disorders	910	2	1			
Other diseases, not elsewhere classified	941				1	
TOTAL		72	47	50	55	50

NATURE OF INCIDENT EXPRESSED AS A % OF THE TOTAL NUMBER OF SEAFARERS

	NDS CODE	2003/04	2004/05	2005/06	2006/07	2007/08
Intracranial injury, including concussion	108	0.03				
Fractured skull and facial bones	111			0.02		
Other fractures, not elsewhere classified	118	0.43	0.14	0.14	0.14	0.11
Fractures unspecified	119				0.02	
Traumatic amputation	139				0.05	
Laceration or open wound not involving traumatic amputation	149	0.13	0.07	0.04	0.07	0.11
Effects of weather, exposure, air pressure and other external causes, not elsewhere classified	150			0.02		
Contusion, bruising and superficial crushing	169	0.28	0.16	0.22	0.05	0.06
Hot burn	174	0.05	0.02	0.02	0.02	0.06
Injuries to nerves and spinal cord, not elsewhere classified	188					0.02
Other and unspecified injuries	190	0.03	0.02			
Dislocation	201				0.05	0.04

Diseases of the brain, spinal cord and peripheral nervous system	210	0.03				
Trauma to joints and ligaments, unspecified	219				0.05	0.07
Traumatic tearing away part of the muscle/tendon structure, avulsion	222					0.02
Trauma to muscles	223				0.02	
Trauma to muscles and tendons, not elsewhere classified	228	0.66	0.59	0.39	0.02	
Trauma to muscles and tendons, unspecified	229				0.02	0.14
Soft tissue injuries due to trauma or unknown mechanisms with insufficient information to code elsewhere	239				0.02	
Foreign body on external eye, in ear or nose or in respiratory, digestive or reproductive systems	301			0.02		
Heat stress/heat stroke	313			0.02		
Unspecified injuries	399				0.05	
Contact dermatitis	410	0.05				
Other and unspecified dermatitis or eczema	420		0.02			
Back pain, lumbago, and sciatica	459				0.03	
Muscle/tendon strain (non traumatic)	533				0.11	0.02
Soft tissue disease due to non-traumatic causes with insufficient information to code in groups H3 to H5	579					0.02
Musculoskeletal and connective tissue diseases, unspecified	599				0.02	0.02

Anxiety/stress disorder	703				0.02	0.02
Depression	704				0.02	
Hernias	721	0.10	0.05	0.04	0.02	0.03
Other diseases of skin and subcutaneous tissue, not elsewhere classified	758				0.04	0.03
Diseases of nerve roots, plexuses and single nerves	762					0.02
Other diseases of the respiratory system, not elsewhere classified	798			0.04		
Viral diseases, not classified elsewhere	836			0.04	0.12	
Mental disorders	910	0.05	0.02			
Other diseases, not elsewhere classified	941				0.02	
TOTAL		1.84	1.09	1.01	0.98	0.79

INCIDENT RATES

Financial year	Number of seafarers	Number of incidents	Incident rate %
2003/04	3933	72	1.83
2004/05	4260	47	1.10
2005/06	4912	50	1.01
2006/07	5690	55	0.97
2007/08	6438	50	0.78

BODILY LOCATION OF INCIDENT FOR THE PERIOD 2003/04-2007/08

	NDS CODE	2003/04	2004/05	2005/06	2006/07	2007/08
Head	1	3		3	4	4
Neck	2	1		1	2	2
Trunk	3	23	12	14	15	9
Upper Limbs	4	21	17	18	20	18
Lower Limbs	5	20	17	10	9	16
Multiple Locations	6	1		3	1	
Systemic locations	7	2	1	1	1	
Non-physical locations	8				3	1
Unspecified locations	9	1				
TOTAL		72	47	50	55	50

BODILY LOCATION OF INCIDENT EXPRESSED AS A % OF THE NUMBER OF SEAFARERS

NDS CODE	2003/04	2004/05	2005/06	2006/07	2007/08
----------	---------	---------	---------	---------	---------

Head	1	0.08	0.00	0.09	0.07	0.06
Neck	2	0.03	0.00	0.03	0.04	0.03
Trunk	3	0.58	0.32	0.41	0.26	0.14
Upper Limbs	4	0.53	0.45	0.52	0.35	0.28
Lower Limbs	5	0.51	0.45	0.29	0.16	0.25
Multiple Locations	6	0.03	0.00	0.09	0.02	0.00
Systemic locations	7	0.05	0.03	0.03	0.02	0.00
Non-physical locations	8	0.00	0.00	0.00	0.05	0.02
Unspecified locations	9	0.03	0.00	0.00	0.00	0.00
TOTAL		1.83	1.25	1.46	0.97	0.78

BODILY LOCATION OF INCIDENT

	NDS CODE	2003/04	2004/05	2005/06	2006/07	2007/08
Cranium	110			1		
Brain	111	1				
Eyeball	120			1		
Ocular adnexa	121				1	
Nose	150	1				
Head - multiple locations	180			1		1
Head - unspecified locations	190	1			3	3
Neck bones, muscles and tendons	210					1
Neck - internal organs and glands	211			1		
Neck - unspecified	219	1			2	1
Upper back	310				2	
Lower back	311	13	7	6	5	5

Back - unspecified	319	1	2	1		
Ribs	330	2		1	1	1
Chest muscles	331	1				
Lung, trachea and bronchus	334				4	
Chest - other and multiple	338				1	
Chest - unspecified	339			2		
Abdominal muscles and tendons	340	5	2	2	2	3
Stomach	341	1				
Genital (reproductive) system	354			1		
Abdomen - unspecified	359		1			
Trunk - unspecified locations	390			1		
	NDS CODE	2003/04	2004/05	2005/06	2005/06	2007/08
Shoulder	410	1	5	1	8	2
Upper arm	420	3	3	3	1	3
Elbow	430	2	1	2	1	
Forearm	440	1		2	1	2
Wrist	450		2	2		5
Hand	460	4	5	4	3	1
Fingers	461	6		4	5	4
Thumb	462	1	1		1	1
Hand, fingers and thumb - unspecified	469	3				
Hip	510	1	1			
Knee	530	6	8	8	5	2

Lower leg	540	4	2	1	1	6
Ankle	550	4	4		1	3
Foot	560	4	2	1	1	4
Toes	561	1			1	
Lower limb - multiple locations	580					1
Head and other	630			1		
Trunk and limbs	640	1				
Other specified multiple locations	680				1	
Unspecified multiple locations	690			2		
Circulatory system in general	710			1		
Nervous system in general	750	2	1		1	
Psychological system in general	800				3	1
Unspecified locations	900	1				
TOTAL		72	47	50	55	50

Body location of incident for the period 2003/04-2007/08

